

Instructions for joining the Cornell Conservation Agriculture Zotero Group

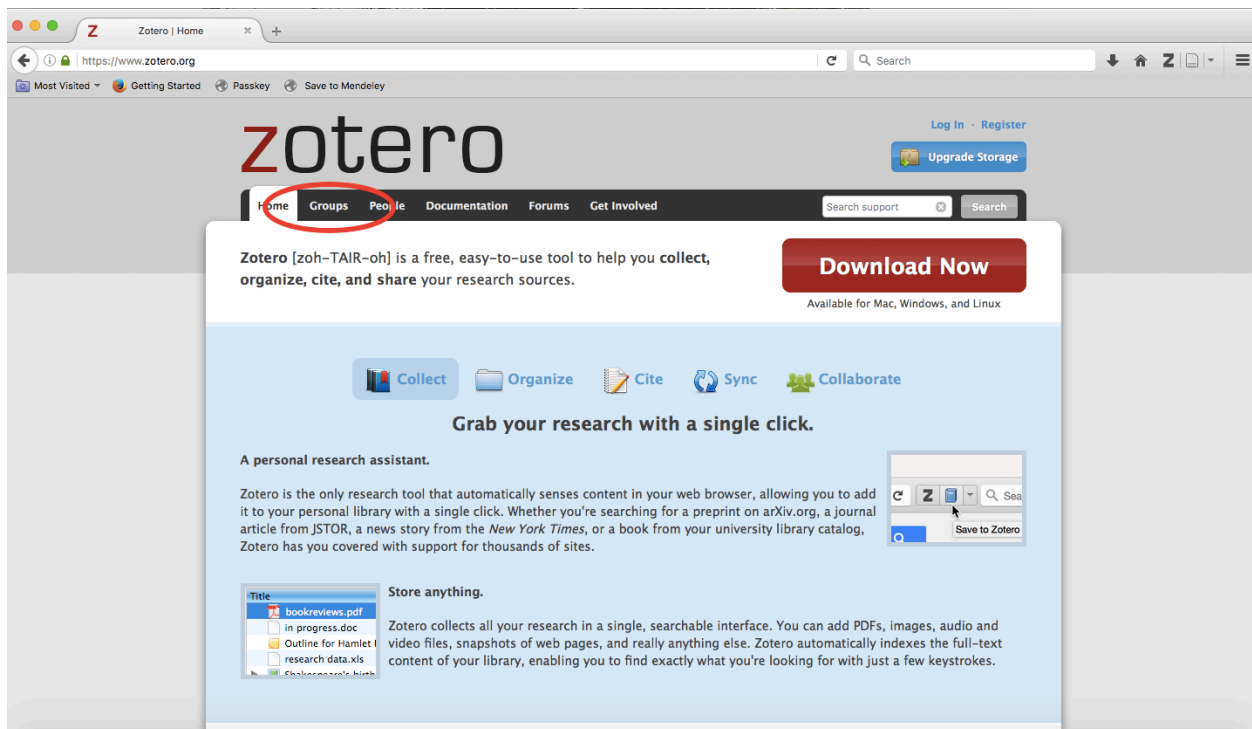
Anyone can use the CA library free of charge! You can search the library and access the article abstracts and metadata through the group library:

https://www.zotero.org/groups/348525/cornell_conservation_agriculture/items

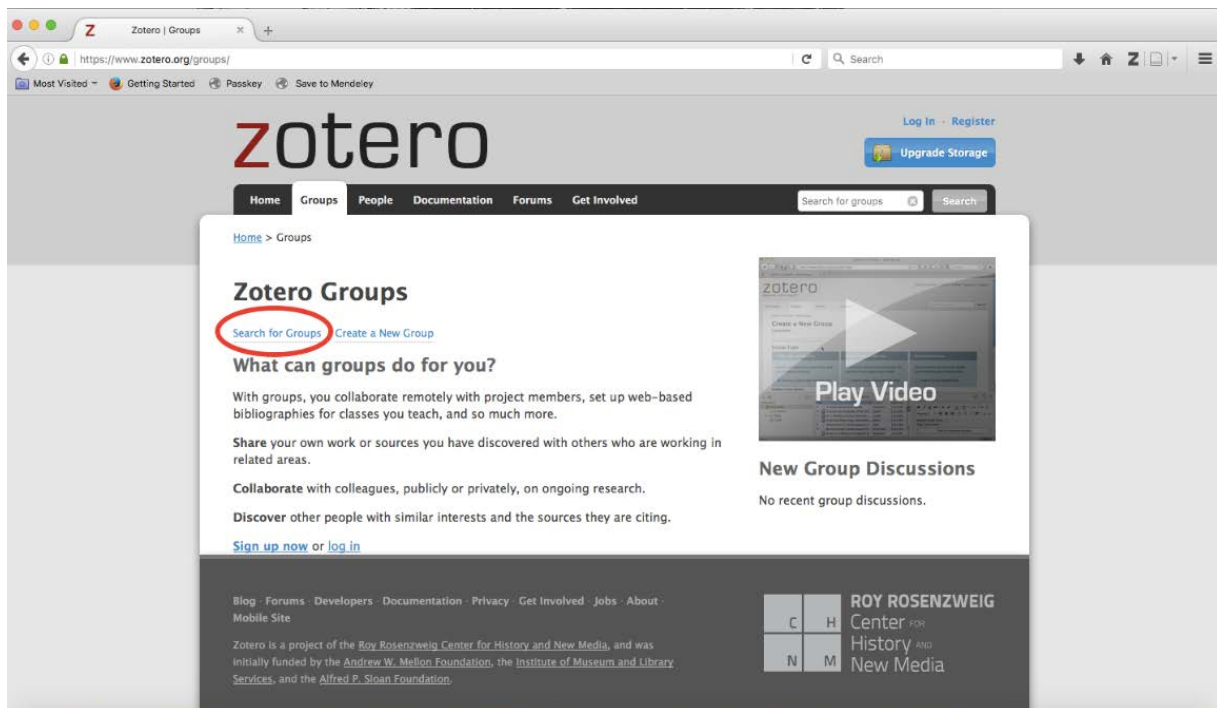
HOWEVER, if you would like to have **access to the full text/PDF**, you will need to join Zotero and become a member of the CA Research Network (It's free). The Cornell Conservation Agriculture Group page is found at: https://www.zotero.org/groups/348525/cornell_conservation_agriculture/

Here's how to become a member of the Cornell Conservation Agriculture Group (it's free!!)

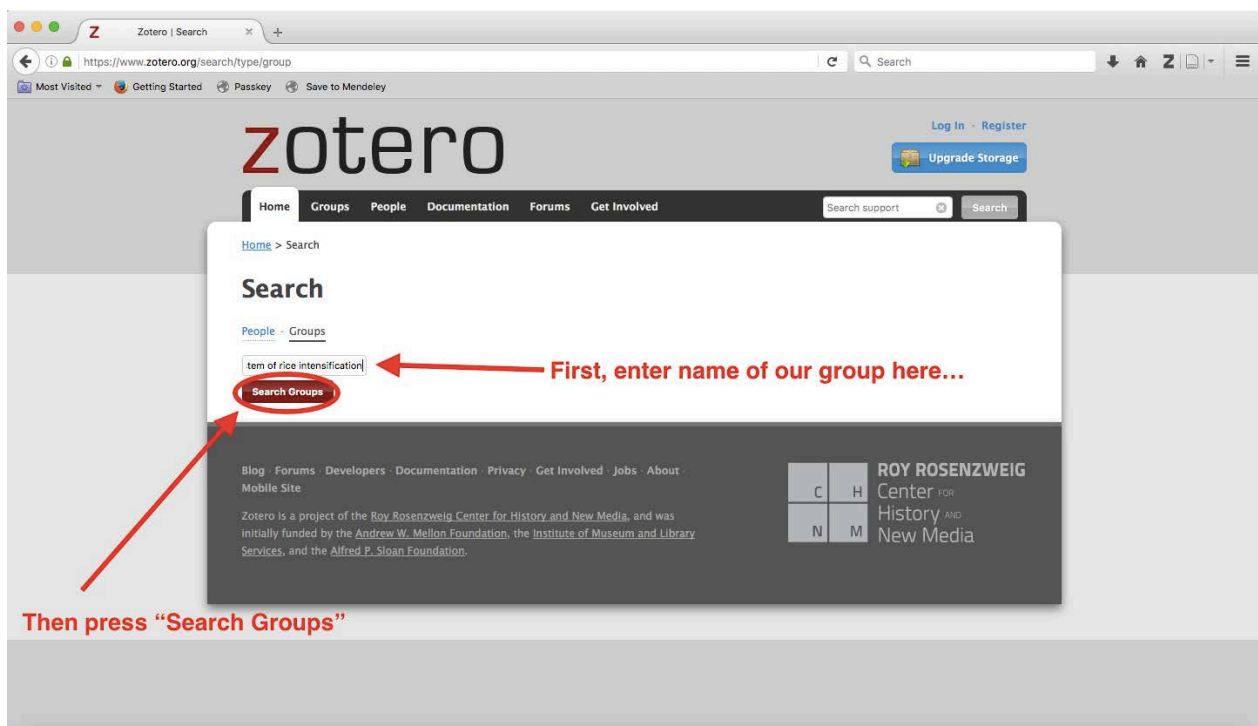
1. Go to <http://www.zotero.org> and click on the **Groups** tab on the top menu bar. Please keep in mind that it is not necessary to download Zotero or make an account to search our database, though you may wish to do so for your own research agenda and to have access to PDFs.



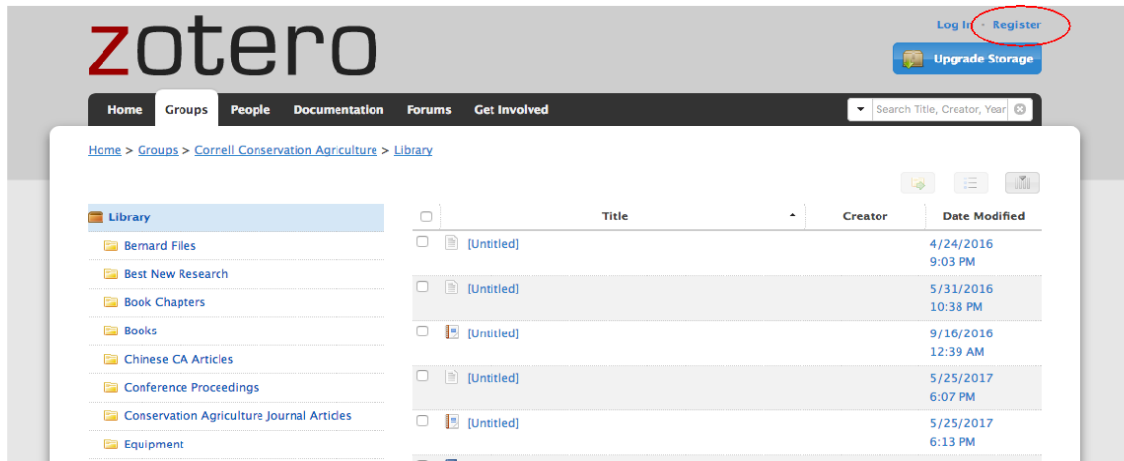
2. Click on **Search for Groups** link.



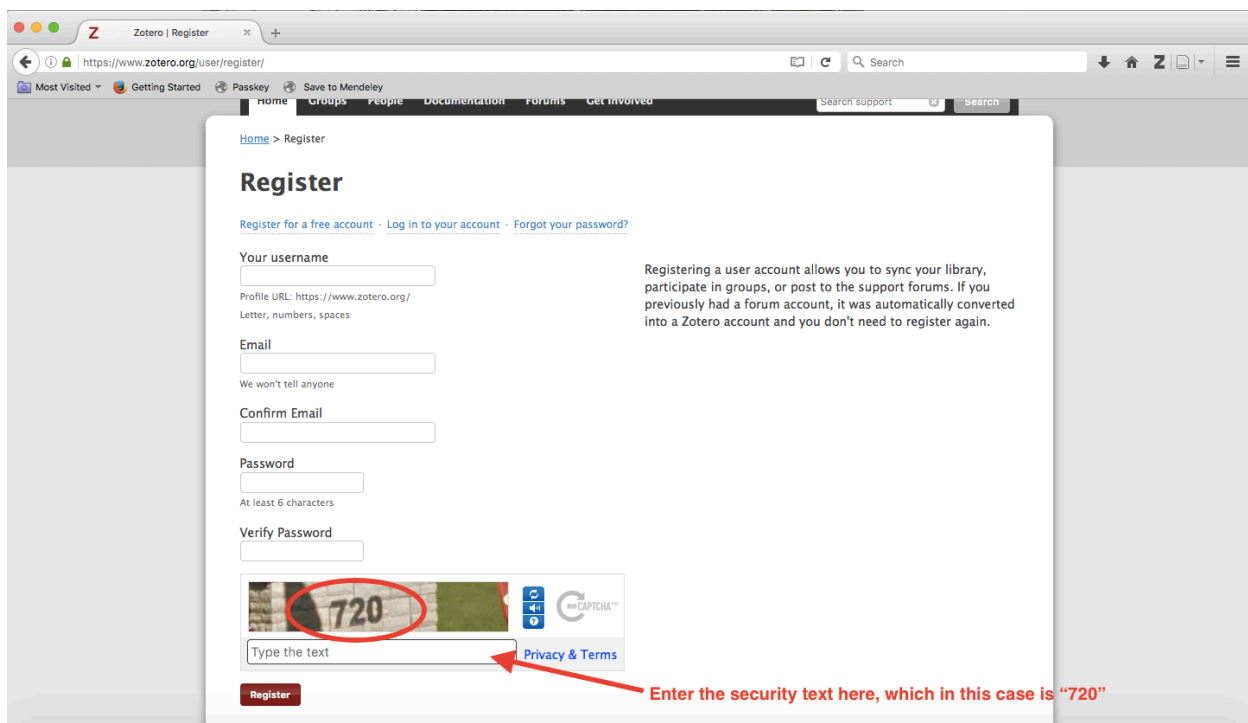
3. Search for **Cornell Conservation Agriculture** in the search box, then click the red **Search Groups** link.



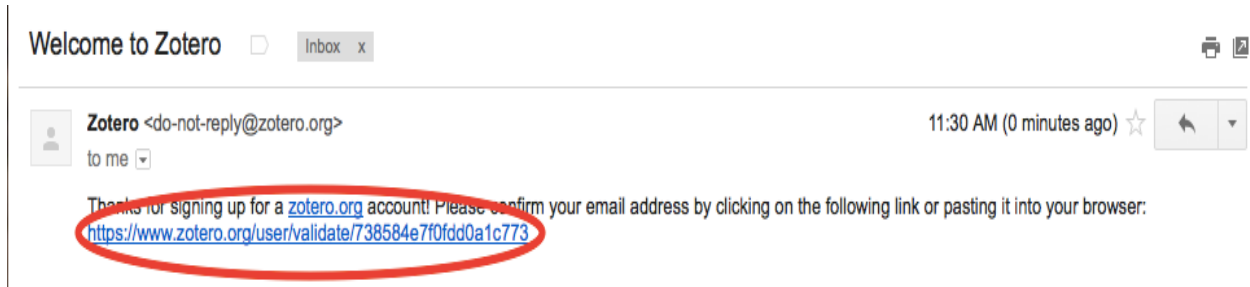
4. To become a member and have access to full text/PDF and more, go to the top right hand side and select **Register**.



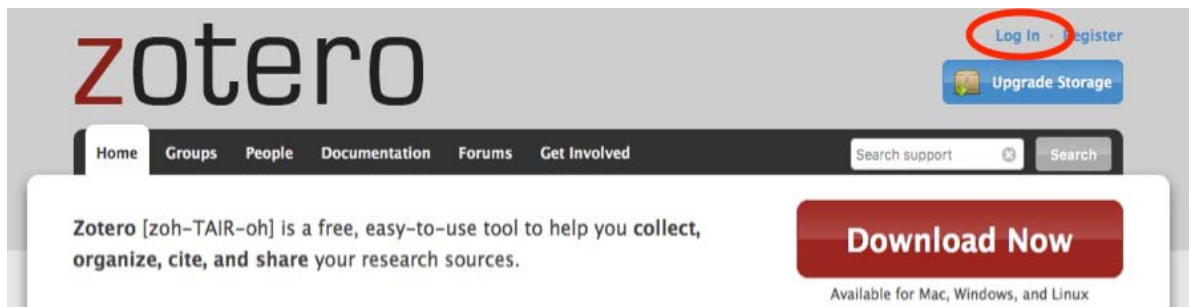
5. Fill out the forms as directed. Be careful to correctly enter the text you see in the security box at the end of the sign-up process (or you click the box to indicate you are not a robot – I think this is in the latest version of Zotero).



6. You will then need to check your email for a message from Zotero. In the email, confirm your account by clicking on the website link.



7. Once you have confirmed your Zotero membership, you can then log in with your unique username and password you created in step #5. Do this by clicking on the **Log in** tab that is located in the upper right hand side on the [zotero.org](https://www.zotero.org) homepage.



8. Once you are logged in, you then need to request to join the Cornell Conservation Agriculture group. To do this, simply repeat steps #1, #2 and #3. This will then display the Cornell CA group the same way that you observed after following #3. This time, unlike step #3 above, **you need to click on the name "Cornell Conservation Agriculture" (in blue) of our group instead of the Group Library tab** (see below).

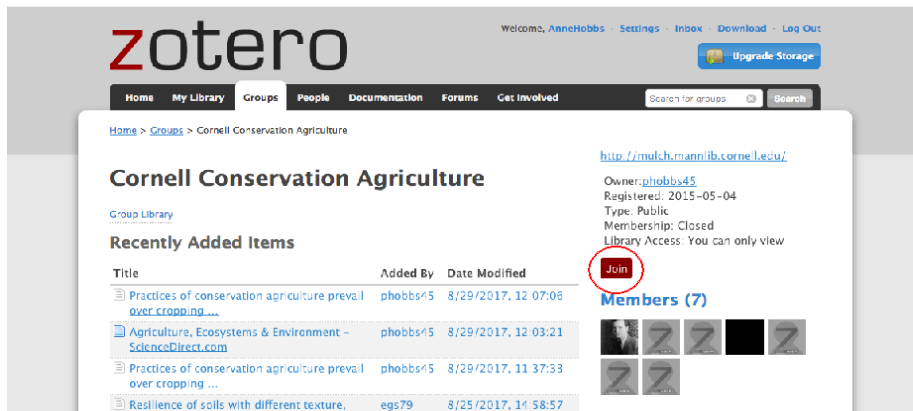
Found 1 results

Cornell Conservation Agriculture

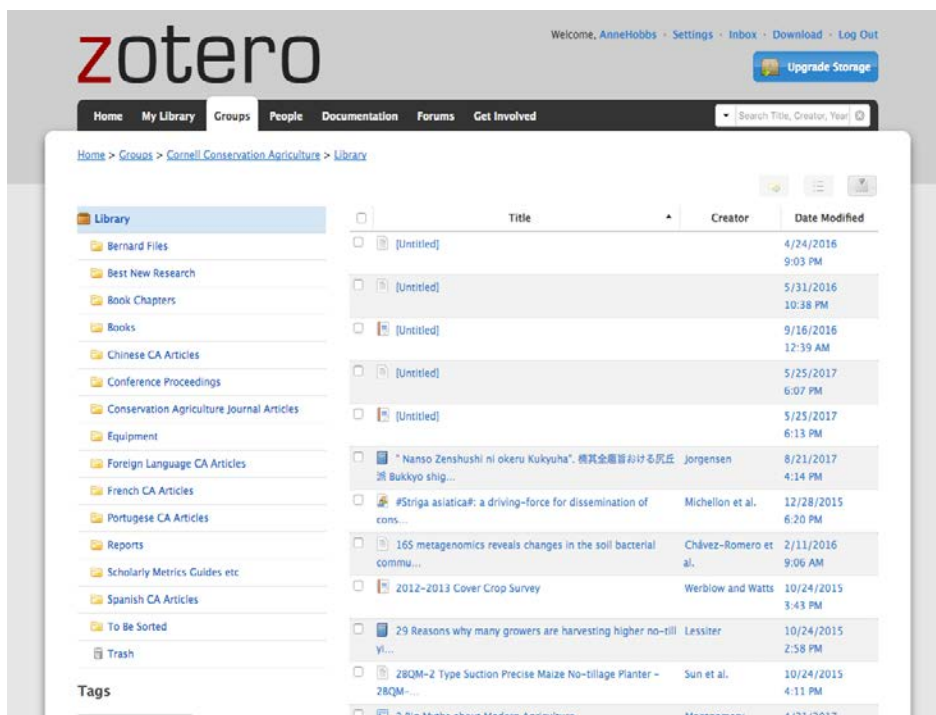
[Group Library](#)

Members	7
Group Type	Public, Closed Membership
Group Library	Anyone can view, only admins can edit

9. Next, click on the red tab labeled **Join Group** (see below). This will send a request to the administrator to admit you into the group.



After your request is approved, return to the **Groups** tab. You will notice that the screen looks different. You are now a member of the Cornell Conservation Agriculture Group. Click on the Group Library (in blue) to see the contents of the library and be able to access the PDF's and paper files. You should read the file "How to use the Conservation Agriculture (CA) Research Network's Zotero-based Library" in order to explore the material. Note most of the papers will be under the "Conservation Agriculture Journal Articles" but Books, book chapters and reports also have good content. By clicking on the article you should see all of details plus an attached PDF or file at the bottom of the original paper.



If you encounter any difficulties using our database, or if you have any other comment or concern, please do not hesitate to contact Peter Hobbs, the owner of the site, who can be reached at ph14@cornell.edu

For information on using the database (whether or not you are signed up), [click here](#).